





LEGEND

-  EXISTING WATER FOUNTAIN
-  CAMPSITES
-  50 AMP BREAKERS
-  PICNIC TABLES

NOTE:

Boundary Line Information Based on U.S.C.E. Tract Plats.

GATES ARE OPEN FROM
8:00 AM - 8:00 PM FOR
DAY USE AREA
AND PRIMITIVE
CAMPING

